

## Experience, Innovation and Quality

Family owned and operated since 1975, Commercial Refrigerator Door Company offers a full line of STYLELINE® products, including heated and energy-free glass door and frame systems for walk-in coolers and freezers and a wide range of shelving and merchandising accessories.

STYLELINE sets the industry standard for design innovation, quality and reliability. Each system is made-to-order and manufactured to exact specifications.

With a wide array of standard features and custom configurations, you're sure to find a system that suits your needs for condensation protection, energy efficiency and appearance.

### Industry Exclusives


- Lifetime anodized finishes maintain a like-new appearance
- Stainless steel trim prevents rusting and pitting on edges
- Contoured coved corners are easy to clean and NSF-approved
- S//E® & F//X® Zero-Energy systems with energy-free doors *and* frames
- Patented Automatic Beer Cave door, the ultimate entrance for walk-in coolers
- Guaranteed condensation protection with the 20//20® system

### Standard Features

- Tempered safety glass ensures the safety of your consumers and employees
- Full-length high-output T-8 lighting
- Superior internal torque rod design holds its torque longer than any other hinge in the industry
- Best product warranties in the industry on materials and workmanship
- Low maintenance & lasting beauty with easy-to-replace components and exclusive features that make cleaning a breeze.

### Optional Upgrades & Accessories

- Brilliant illumination with LED and Advanced Lighting System upgrades
- Heavy-duty, fully adjustable Super Slide Trac® gravity-flow shelves
- Finish upgrades with decorator inlay or premium Splash finishes
- Roll-Mart merchandising cart
- Quick turnaround time with our *Super 7 Service*



800-237-3940 • sales@STYLELINE.com • www.STYLELINE.com



## Which STYLELINE® Door System is right for you?

STYLELINE offers a wide selection of door systems for a variety of uses. Answering these questions can help determine which system is right for you:

### Application: Are the doors for a cooler or freezer?

- Coolers are generally between 34 and 45 degrees
- Freezers can go down to minus-20 degrees

### Humidity: Is the store humidity normal or high?

- Normal: Generally less than 75 degrees or in northern or desert areas of the country and the store relative humidity is less than 65% to 70%
- High: Generally one or more of the following apply:
  - a. Temperatures over 75 degrees
  - b. Southern or coastal areas of the country
  - c. Food service equipment like fryers, grill or vent hood in the store
  - d. High volume store with exterior doors open often
  - e. Cooler operates at less than 35 degrees

### Energy Efficient: Is reducing energy costs critical or not important?

Lower power consumption systems are available at a somewhat higher cost. The payback for the additional cost is generally less than two years.

- Critical: No heater power consumption
- Not Important: Significant heater power consumption

### Style: Do you prefer a designer or traditional look?

- Designer: Sleek, premium finish, silk screened glass
- Traditional: Industry standard, premier quality and built to last

Application	Humidity	Energy Efficient	Style	STYLELINE System	Frame Heat	Door Heat	Glass Heat	Humidity Protection
Cooler	Normal	Critical	Designer	F//X	No	No	No	65%
			Traditional	S//E	No	No	No	65%
		Not important	Traditional	Classic	Yes	No	No	65%
	High	N/A	Traditional	20//20	Yes	Yes	Yes	100%
Freezer	N/A	N/A	Traditional	Classic LT	Yes	Yes	Yes	65%



800-237-3940 • sales@STYLELINE.com • www.STYLELINE.com



# STYLELINE® Net Cooler Openings

## Full-Flange Lineup

Door Model			K1	K2	K3	S3	S2	S5	G2	G3
Door Width			23 <sup>3</sup> / <sub>4</sub> "	26"	30"	23 <sup>3</sup> / <sub>4</sub> "	26"	26"	30"	30"
Door Height			63"	63"	63"	72"	72"	80"	72"	80"
NCO Height			64 <sup>3</sup> / <sub>4</sub> "	64 <sup>3</sup> / <sub>4</sub> "	64 <sup>3</sup> / <sub>4</sub> "	73 <sup>3</sup> / <sub>4</sub> "	73 <sup>3</sup> / <sub>4</sub> "	81 5/8"	73 <sup>3</sup> / <sub>4</sub> "	81 <sup>5</sup> / <sub>8</sub> "
Doors	Frames	Lights	Net Cooler Opening Width							
1	1	2	2' 1 <sup>3</sup> / <sub>8</sub> "	2' 3 <sup>7</sup> / <sub>8</sub> "	2' 7 <sup>7</sup> / <sub>8</sub> "	2' 1 <sup>3</sup> / <sub>8</sub> "	2' 3 <sup>7</sup> / <sub>8</sub> "	2' 7 <sup>7</sup> / <sub>8</sub> "		
2	1	3	4' 7 <sup>7</sup> / <sub>8</sub> "	4' 6 <sup>1</sup> / <sub>4</sub> "	5' 2 <sup>1</sup> / <sub>4</sub> "	4' 7 <sup>7</sup> / <sub>8</sub> "	4' 6 <sup>1</sup> / <sub>4</sub> "	5' 2 <sup>1</sup> / <sub>4</sub> "		
3	1	4	6' 5 <sup>5</sup> / <sub>8</sub> "	6' 8 <sup>3</sup> / <sub>4</sub> "	7' 8 <sup>5</sup> / <sub>8</sub> "	6' 5 <sup>5</sup> / <sub>8</sub> "	6' 8 <sup>3</sup> / <sub>4</sub> "	7' 8 <sup>5</sup> / <sub>8</sub> "		
4	1	5	8' 3 <sup>3</sup> / <sub>8</sub> "	8' 11 <sup>1</sup> / <sub>4</sub> "	10' 3"	8' 3 <sup>3</sup> / <sub>8</sub> "	8' 11 <sup>1</sup> / <sub>4</sub> "	10' 3"		
5	1	6	10' 1 <sup>1</sup> / <sub>8</sub> "	11' 1 <sup>3</sup> / <sub>4</sub> "	12' 9 <sup>5</sup> / <sub>8</sub> "	10' 1 <sup>1</sup> / <sub>8</sub> "	11' 1 <sup>3</sup> / <sub>4</sub> "	12' 9 <sup>5</sup> / <sub>8</sub> "		
6	2	7	12' 2 <sup>7</sup> / <sub>8</sub> "	13' 7 <sup>3</sup> / <sub>8</sub> "	15' 7"	12' 2 <sup>7</sup> / <sub>8</sub> "	13' 7 <sup>3</sup> / <sub>8</sub> "	15' 7"		
7	2	8	14' 2 <sup>5</sup> / <sub>8</sub> "	15' 9 <sup>7</sup> / <sub>8</sub> "	18' 1 <sup>3</sup> / <sub>8</sub> "	14' 2 <sup>5</sup> / <sub>8</sub> "	15' 9 <sup>7</sup> / <sub>8</sub> "	18' 1 <sup>3</sup> / <sub>8</sub> "		
8	2	9	16' 2 <sup>3</sup> / <sub>8</sub> "	18' 3 <sup>3</sup> / <sub>8</sub> "	20' 7 <sup>7</sup> / <sub>8</sub> "	16' 2 <sup>3</sup> / <sub>8</sub> "	18' 3 <sup>3</sup> / <sub>8</sub> "	20' 7 <sup>7</sup> / <sub>8</sub> "		
9	2	10	18' 2 <sup>1</sup> / <sub>8</sub> "	20' 2 <sup>7</sup> / <sub>8</sub> "	23' 2 <sup>1</sup> / <sub>4</sub> "	18' 2 <sup>1</sup> / <sub>8</sub> "	20' 2 <sup>7</sup> / <sub>8</sub> "	23' 2 <sup>1</sup> / <sub>4</sub> "		
10	2	11	20' 1 <sup>7</sup> / <sub>8</sub> "	22' 5 <sup>3</sup> / <sub>8</sub> "	25' 8 <sup>3</sup> / <sub>4</sub> "	20' 1 <sup>7</sup> / <sub>8</sub> "	22' 5 <sup>3</sup> / <sub>8</sub> "	25' 8 <sup>3</sup> / <sub>4</sub> "		
11	3	12	22' 4 <sup>1</sup> / <sub>2</sub> "	24' 11"	28' 6 <sup>1</sup> / <sub>4</sub> "	22' 4 <sup>1</sup> / <sub>2</sub> "	24' 11"	28' 6 <sup>1</sup> / <sub>4</sub> "		
12	3	13	24' 4 <sup>1</sup> / <sub>4</sub> "	27' 1 <sup>3</sup> / <sub>8</sub> "	31' 1 <sup>1</sup> / <sub>2</sub> "	24' 4 <sup>1</sup> / <sub>4</sub> "	27' 1 <sup>3</sup> / <sub>8</sub> "	31' 1 <sup>1</sup> / <sub>2</sub> "		
13	3	14	26' 4"	29' 3 <sup>7</sup> / <sub>8</sub> "	33' 7"	26' 4"	29' 3 <sup>7</sup> / <sub>8</sub> "	33' 7"		
14	3	15	28' 3 <sup>3</sup> / <sub>4</sub> "	31' 6 <sup>3</sup> / <sub>8</sub> "	36' 1 <sup>3</sup> / <sub>8</sub> "	28' 3 <sup>3</sup> / <sub>4</sub> "	31' 6 <sup>3</sup> / <sub>8</sub> "	36' 1 <sup>3</sup> / <sub>8</sub> "		
15	3	16	30' 3 <sup>1</sup> / <sub>2</sub> "	33' 8 <sup>7</sup> / <sub>8</sub> "	38' 7 <sup>7</sup> / <sub>8</sub> "	30' 3 <sup>1</sup> / <sub>2</sub> "	33' 8 <sup>7</sup> / <sub>8</sub> "	38' 7 <sup>7</sup> / <sub>8</sub> "		
16	4	17	32' 6 <sup>5</sup> / <sub>8</sub> "	36' 2 <sup>5</sup> / <sub>8</sub> "	41' 5 <sup>5</sup> / <sub>8</sub> "	32' 6 <sup>5</sup> / <sub>8</sub> "	36' 2 <sup>5</sup> / <sub>8</sub> "	41' 5 <sup>5</sup> / <sub>8</sub> "		
17	4	18	34' 6 <sup>3</sup> / <sub>8</sub> "	38' 5 <sup>1</sup> / <sub>8</sub> "	43' 11 <sup>5</sup> / <sub>8</sub> "	34' 6 <sup>3</sup> / <sub>8</sub> "	38' 5 <sup>1</sup> / <sub>8</sub> "	43' 11 <sup>5</sup> / <sub>8</sub> "		
18	4	19	36' 6 <sup>1</sup> / <sub>8</sub> "	40' 7 <sup>5</sup> / <sub>8</sub> "	46' 6 <sup>1</sup> / <sub>8</sub> "	36' 6 <sup>1</sup> / <sub>8</sub> "	40' 7 <sup>5</sup> / <sub>8</sub> "	46' 6 <sup>1</sup> / <sub>8</sub> "		
19	4	20	38' 5 <sup>7</sup> / <sub>8</sub> "	42' 10 <sup>1</sup> / <sub>8</sub> "	49' 1 <sup>1</sup> / <sub>2</sub> "	38' 5 <sup>7</sup> / <sub>8</sub> "	42' 10 <sup>1</sup> / <sub>8</sub> "	49' 1 <sup>1</sup> / <sub>2</sub> "		
20	4	21	40' 5 <sup>5</sup> / <sub>8</sub> "	45' 5 <sup>5</sup> / <sub>8</sub> "	51' 7"	40' 5 <sup>5</sup> / <sub>8</sub> "	45' 5 <sup>5</sup> / <sub>8</sub> "	51' 7"		
21	5	22	42' 8 <sup>3</sup> / <sub>8</sub> "	47' 6 <sup>1</sup> / <sub>8</sub> "	54' 4 <sup>3</sup> / <sub>8</sub> "	42' 8 <sup>3</sup> / <sub>8</sub> "	47' 6 <sup>1</sup> / <sub>8</sub> "	54' 4 <sup>3</sup> / <sub>8</sub> "		
22	5	23	44' 8 <sup>1</sup> / <sub>8</sub> "	49' 8 <sup>5</sup> / <sub>8</sub> "	56' 10 <sup>3</sup> / <sub>4</sub> "	44' 8 <sup>1</sup> / <sub>8</sub> "	49' 8 <sup>5</sup> / <sub>8</sub> "	56' 10 <sup>3</sup> / <sub>4</sub> "		
23	5	24	46' 7 <sup>7</sup> / <sub>8</sub> "	51' 11 <sup>3</sup> / <sub>8</sub> "	59' 5 <sup>1</sup> / <sub>4</sub> "	46' 7 <sup>7</sup> / <sub>8</sub> "	51' 11 <sup>3</sup> / <sub>8</sub> "	59' 5 <sup>1</sup> / <sub>4</sub> "		
24	5	25	48' 7 <sup>3</sup> / <sub>8</sub> "	54' 1 <sup>5</sup> / <sub>8</sub> "	61' 11 <sup>5</sup> / <sub>8</sub> "	48' 7 <sup>3</sup> / <sub>8</sub> "	54' 1 <sup>5</sup> / <sub>8</sub> "	61' 11 <sup>5</sup> / <sub>8</sub> "		
25	5	26	50' 7 <sup>3</sup> / <sub>8</sub> "	56' 9 <sup>5</sup> / <sub>8</sub> "	64' 6 <sup>1</sup> / <sub>8</sub> "	50' 7 <sup>3</sup> / <sub>8</sub> "	56' 9 <sup>5</sup> / <sub>8</sub> "	64' 6 <sup>1</sup> / <sub>8</sub> "		
26	6	27	52' 10"	58' 9 <sup>5</sup> / <sub>8</sub> "	67' 3 <sup>1</sup> / <sub>2</sub> "	52' 10"	58' 9 <sup>5</sup> / <sub>8</sub> "	67' 3 <sup>1</sup> / <sub>2</sub> "		
27	6	28	54' 9 <sup>3</sup> / <sub>4</sub> "	61'	69' 9 <sup>7</sup> / <sub>8</sub> "	54' 9 <sup>3</sup> / <sub>4</sub> "	61'	69' 9 <sup>7</sup> / <sub>8</sub> "		
28	6	29	56' 9 <sup>1</sup> / <sub>2</sub> "	63' 2 <sup>1</sup> / <sub>2</sub> "	72' 4 <sup>3</sup> / <sub>8</sub> "	56' 9 <sup>1</sup> / <sub>2</sub> "	63' 2 <sup>1</sup> / <sub>2</sub> "	72' 4 <sup>3</sup> / <sub>8</sub> "		
29	6	30	58' 9 <sup>1</sup> / <sub>4</sub> "	65' 5"	74' 10 <sup>7</sup> / <sub>8</sub> "	58' 9 <sup>1</sup> / <sub>4</sub> "	65' 5"	74' 10 <sup>7</sup> / <sub>8</sub> "		
30	6	31	60' 9"	67' 7 <sup>1</sup> / <sub>2</sub> "	77' 5 <sup>3</sup> / <sub>8</sub> "	60' 9"	67' 7 <sup>1</sup> / <sub>2</sub> "	77' 5 <sup>3</sup> / <sub>8</sub> "		



STYLELINE®

800-237-3940 • sales@STYLELINE.com • www.STYLELINE.com



# STYLELINE® Net Cooler Openings

Flangeless Continuous Lineup

Door Model			K1	K2	K3	S3	S2	S5	G2	G3
Door Width			23'-1/4"	26"	30"	23'-1/4"	26"	26"	30"	30"
Door Height			63"	63"	63"	72"	72"	80"	72"	80"
NCO Height			64 3/4"	64 3/4"	64 3/4"	73 3/4"	73 3/4"	81 5/8"	73 3/4"	81 5/8"
Doors	Frames	Lights	Net Cooler Opening Width							
1	1	2	2' 1 1/8"	2' 3 7/8"	2' 7 7/8"	2' 1 1/8"	2' 3 7/8"	2' 3 7/8"	2' 7 7/8"	
2	1	3	4' 7/8"	4' 6 3/4"	5' 2 1/4"	4' 7/8"	4' 6 3/4"	4' 6 3/4"	5' 2 1/4"	
3	1	4	6' 5/8"	6' 8 3/4"	7' 8 5/8"	6' 5/8"	6' 8 3/4"	6' 8 3/4"	7' 8 5/8"	
4	1	5	8' 3/8"	8' 11 1/4"	10' 3"	8' 3/8"	8' 11 1/4"	8' 11 1/4"	10' 3"	
5	1	6	10' 1/8"	11' 1 3/4"	12' 9 5/8"	10' 1/8"	11' 1 3/4"	11' 1 3/4"	12' 9 5/8"	
6	2	7	12' 7/8"	13' 5 3/8"	15' 5"	12' 7/8"	13' 5 3/8"	13' 5 3/8"	15' 5"	
7	2	8	14' 5/8"	15' 7 7/8"	17' 11 7/16"	14' 5/8"	15' 7 7/8"	15' 7 7/8"	17' 11 7/16"	
8	2	9	16' 3/8"	17' 10 3/8"	20' 5 7/8"	16' 3/8"	17' 10 3/8"	17' 10 3/8"	20' 5 7/8"	
9	2	10	18' 1/8"	20' 7/8"	23' 5 1/16"	18' 1/8"	20' 7/8"	20' 7/8"	23' 5 1/16"	
10	2	11	19' 11 7/8"	22' 3 3/8"	25' 6 3/4"	19' 11 7/8"	22' 3 3/8"	22' 3 3/8"	25' 6 3/4"	
11	3	12	22' 11 1/16"	24' 6 15/16"	28' 2 3/4"	22' 11 1/16"	24' 6 15/16"	24' 6 15/16"	28' 2 3/4"	
12	3	13	24' 7 1/16"	26' 9 7/16"	30' 8 11/16"	24' 7 1/16"	26' 9 7/16"	26' 9 7/16"	30' 8 11/16"	
13	3	14	26' 3 1/16"	28' 11 15/16"	33' 3 3/8"	26' 3 1/16"	28' 11 15/16"	28' 11 15/16"	33' 3 3/8"	
14	3	15	27' 11 15/16"	31' 2 7/16"	35' 9 9/16"	27' 11 15/16"	31' 2 7/16"	31' 2 7/16"	35' 9 9/16"	
15	3	16	29' 11 11/16"	33' 4 15/16"	38' 4"	29' 11 11/16"	33' 4 15/16"	33' 4 15/16"	38' 4"	
16	4	17	32' 9 1/16"	35' 8 9/16"	40' 11 9/16"	32' 9 1/16"	35' 8 9/16"	35' 8 9/16"	40' 11 9/16"	
17	4	18	34' 5 1/16"	37' 11 1/16"	43' 6"	34' 5 1/16"	37' 11 1/16"	37' 11 1/16"	43' 6"	
18	4	19	36' 1 1/16"	40' 1 9/16"	46' 7 1/16"	36' 1 1/16"	40' 1 9/16"	40' 1 9/16"	46' 7 1/16"	
19	4	20	37' 11 13/16"	42' 4 1/16"	48' 6 7/8"	37' 11 13/16"	42' 4 1/16"	42' 4 1/16"	48' 6 7/8"	
20	4	21	39' 11 9/16"	44' 6 9/16"	51' 1 5/16"	39' 11 9/16"	44' 6 9/16"	44' 6 9/16"	51' 1 5/16"	




800-237-3940 • sales@STYLELINE.com • www.STYLELINE.com



# DECORATOR FINISHES

Whether you're looking for a splash of **color** to compliment your store's decor, or a neutral finish to help your merchandise stand out, no other manufacturer offers so many choices.

## STANDARD FINISHES




Anodized Satin Silver

Anodized Satin Black

Anodized Bright Silver

Anodized Bright Gold

## PREMIUM FINISHES



Anodized Bright Black

Granite

Antique Silver

Forest Green

Cherry Tomato



Add vinyl inlays at no extra charge!



800-237-3940 • sales@STYLELINE.com • www.STYLELINE.com

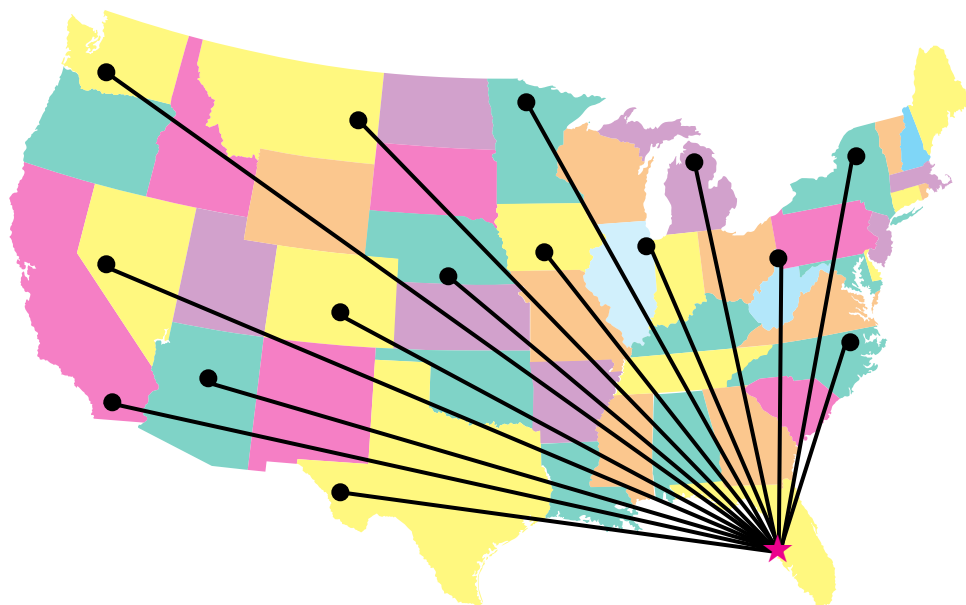


# SUPER 7 SHIPPING

## Seven-Day Service at No Extra Charge

**Need doors, shelves or accessories FAST? Think STYLELINE®.**

Ask for Super 7 Service on any standard product order. We'll ship your order for standard STYLELINE F//X®, S//E®, 20//20® and Classic® models within seven working days at no additional charge, anywhere in the U.S.



800-237-3940 • [sales@STYLELINE.com](mailto:sales@STYLELINE.com) • [www.STYLELINE.com](http://www.STYLELINE.com)



## The Door with Perfect Vision

The STYLELINE® 20//20 system is so extraordinary, it's *guaranteed* never to sweat. Only the 20//20 gives you unmatched quality, energy efficiency and complete condensation protection.

### Features

- Guaranteed condensation protection
- Anti-condensate door, frame, glass & mullion heaters
- Patented insulating safety glass technology
- ESC-2 Energy Saver Control that automatically monitors store conditions for optimum performance and efficiency
- NSF-certified door, frame & shelving systems
- UL-certified door & frame
- Side-mount, easy to change door handles
- Reliable door hinging system, hold open cam & one-time adjustment torque rod



### STYLELINE Standard Features

- Lifetime finish in satin black or anodized bright silver, satin silver or bright gold
- Stainless steel trim
- Easy-clean coved frames

### Package Includes

- High output T-8 electronic lighting with energy-efficient ballast
- Heavy-duty shelving with price tag molding in black or white
- Shelf standards (posts) with brackets and levelers
- Flangeless design available by request at no additional cost

### Optional Upgrades & Accessories

- Advanced Lighting System with T-8 electronic lighting and prism lens
- LED lighting system
- Daylite/floral lighting
- Full-length handle
- Finish upgrade in anodized bright black or premium Splash colors
- Super Slide-Trac® gravity-flow shelving
- Roll-Mart merchandising cart



## The Highest Quality Cooler Door for Your Dollar

Known for its traditional style and proven reliability, the STYLELINE® Classic is an industry standard.

### Features

- Condensation protection up to 65% relative humidity\*
- Anti-condensate frame and mullion heaters
- Tempered two-pane insulating safety glass
- Available in normal temperature, 20//20° and freezer
- NSF-certified door, frame and shelving systems
- UL-certified door and frame
- Side-mount, easy to change door handles
- Reliable door hinging system, hold open cam and one-time adjustment torque rod



### STYLELINE Exclusive Standard Features

- Lifetime finish in satin black or anodized bright silver, satin silver or bright gold
- Stainless steel trim
- Easy-clean coved frames

### Package Includes

- High output T-8 lighting with energy-efficient ballast
- Heavy-duty shelving with price tag molding in black or white
- Shelf standards (posts) with brackets and levelers
- Flangeless design available by request at no additional cost

### Optional Upgrades & Accessories

- Advanced Lighting System with T-8 electronic lighting and prism lens
- LED lighting system
- Daylite/floral lighting
- Full-length handle
- Finish upgrade in anodized bright black or premium Splash colors
- Super Slide-Trac® gravity-flow shelving
- Roll-Mart merchandising cart

\*Ideal for temperatures less than 75°F and relative humidity less than 60%



800-237-3940 • sales@STYLELINE.com • www.STYLELINE.com



## The Highest Quality Freezer Door for Your Dollar

Known for its traditional style and proven reliability, the Classic freezer system sets the industry standard for quality and performance.

### Features

- Condensation protection up to 65% relative humidity\*
- Anti-condensate frame & mullion heaters
- Tempered three-pane insulating safety glass
- Three-position energy saving switch to control heat available to frame perimeter
- NSF-certified door, frame and shelving systems
- UL-certified door & frame
- Side-mount, easy to change door handles
- Reliable door hinging system, hold open cam and one-time adjustment torque rod

### STYLELINE Exclusive Standard Features

- Lifetime finish satin black or anodized bright silver, satin silver or bright gold
- Stainless steel trim
- Easy-clean coved frames

### Package Includes

- High output T-8 lighting with energy-efficient ballast
- Heavy-duty shelving with price tag molding in black or white
- Shelf standards (posts) with brackets and levelers
- Flangeless design available by request at no additional cost

### Optional Upgrades & Accessories

- Advanced Lighting System with T-8 electronic lighting and prism lens
- LED lighting system
- Daylite/floral lighting
- Full-length handle
- Finish upgrade in anodized bright black or premium Splash colors
- Super Slide-Trac® gravity-flow shelving
- Roll-Mart merchandising cart

\*Ideal for temperatures less than 75°F and relative humidity less than 60%



800-237-3940 • sales@STYLELINE.com • www.STYLELINE.com



## High performance at the lowest cost to own

The STYLELINE<sup>®</sup> S//E Zero Energy system provides energy savings and a quick return on your investment — without sacrificing performance.

### Features

- No door or frame heaters means NO energy costs
- Condensation protection up to 65% relative humidity\*
- Low installation and maintenance costs
- Tempered two-pane insulating safety glass
- NSF-certified door, frame and shelving
- Reliable door hinge system, hold-open cam and torque rod
- Field-reversible swing
- Side-mount, easy to change door handles



### STYLELINE Exclusive Standard Features

- Lifetime finish in satin black or anodized bright silver, satin silver or bright gold
- Stainless steel trim
- Easy-clean coved frames

### Package Includes

- High output T-8 lighting with energy-efficient ballast
- Heavy-duty shelving with price tag molding in black or white
- Shelf standards (posts) with brackets and levelers
- Flangeless design available by request at no additional cost

### Optional Upgrades & Accessories

- Low-E coated glass for 75% relative humidity protection
- Advanced Lighting System with T-8 electronic lighting and recessed prism lens
- LED lighting system
- Daylite/floral lighting
- Full-length handle
- Finish upgrade in anodized bright black or premium Splash colors
- Super Slide-Trac<sup>®</sup> gravity-flow shelving
- Roll-Mart merchandising cart

\*Ideal for temperatures less than 75°F and relative humidity less than 60%



800-237-3940 • sales@STYLELINE.com • www.STYLELINE.com



## High performance in a low-energy freezer system

The STYLELINE<sup>®</sup> S/I/E<sup>®</sup> high-efficiency freezer system provides energy savings and a quick return on your investment — without sacrificing performance.

### Features

- Low-energy system designed for freezer temperatures to -10°
- Condensation protection up to 65% RH
- Three-pane heated insulating safety glass
- NSF-certified door, frame and shelving
- Reliable door hinge system, hold-open cam and torque rod
- Field-reversible swing
- Side-mount, easy to change door handles

### STYLELINE Exclusive Standard Features

- Lifetime finish satin black or anodized bright silver, satin silver or bright gold
- Stainless steel trim
- Easy-clean coved frames



### Package Includes

- High output T-8 lighting with energy-efficient ballast
- Heavy-duty shelving with price tag molding in black or white
- Shelf standards (posts) with brackets and levelers
- Flangeless design available by request at no additional cost

### Optional Upgrades & Accessories

- LED lighting system
- Advanced Lighting System with T-8 electronic lighting and prism lens
- Daylite/floral lighting
- Full-length handle
- Finish upgrade in anodized bright black or premium Splash colors
- Super Slide-Trac<sup>®</sup> gravity-flow shelving



800-237-3940 • sales@STYLELINE.com • www.STYLELINE.com




## When looks really *do* matter.

With its top-of-the-line designer style, the energy-free STYLELINE<sup>®</sup> F//X sets your store apart from the competition. Not just a pretty face, the F//X is also practical — a perfect combination of beauty and functionality.

### Features

- No door or frame heaters means NO energy costs
- Condensation protection up to 65% relative humidity\*
- Sleek, designer look with “frameless” door and silk-screened glass
- Largest product viewing area available
- Lifetime finish in anodized bright black
- Low installation and maintenance costs
- Tempered two-pane insulating safety glass
- NSF-certified door, frame & shelving
- UL-certified door and frame
- Reliable door hinge system, hold open cam and torque rod
- Field-reversible swing
- Full-length handle



### STYLELINE Exclusive Standard Features

- Stainless steel trim
- Easy-clean coved frames

### Package Includes:

- LED Lighting System
- Heavy-duty shelving with price tag molding in black or white
- Shelf standards (posts) with brackets and levelers
- Flangeless design available by request at no additional cost

### Optional Upgrades & Accessories

- Low-E coated glass for 75% relative humidity protection
- Super Slide-Trac<sup>®</sup> gravity-flow shelving

\*Ideal for temperatures less than 75°F and relative humidity less than 60%



800-237-3940 • sales@STYLELINE.com • www.STYLELINE.com



## High efficiency meets designer style

The STYLELINE<sup>®</sup> F//X<sup>®</sup> energy saving freezer system provides a perfect combination of beauty and energy efficiency.

### Features

- Low-energy system designed for freezer temperatures to -10°
- Sleek, designer look with “frameless” door and silk-screened glass
- Largest product viewing area available
- Condensation protection up to 65% RH
- Three-pane heated insulating safety glass
- LED lighting system
- Anodized bright black finish
- Full-length handle
- Field-reversible swing
- NSF-certified door, frame & shelving
- UL-certified door and frame
- Reliable door hinge system, hold open cam and torque rod



### STYLELINE Exclusive Standard Features

- Stainless steel trim
- Easy-clean covered frames

### Package Includes

- LED Lighting System
- Heavy-duty shelving with price tag molding in black or white
- Shelf standards (posts) with brackets and levelers
- Flangeless design available by request at no additional cost

### Optional Upgrades & Accessories

- Super Slide-Trac<sup>®</sup> gravity-flow shelving



800-237-3940 • sales@STYLELINE.com • www.STYLELINE.com



## The Ultimate Entrance System for Walk-In Coolers

STYLELINE® patented Automatic Beer Cave (ABC) doors are completely automated, offering hands-free convenience and an outstanding way to invite customers in!

### Features

- Patented automated glass entrance door assembly for walk-in coolers
- Large glass entry for maximum product visibility and easy access
- Lifetime anodized finish in satin silver
- Tempered two-pane insulating safety glass on sliding doors and fixed windows
- Available in double-slide or single-slide with one or two fixed windows
- UL-certified door & frame
- ADA compliant
- Automatic "fly open" system in case of power loss
- Power Requirements: 120V, 20A, 60Hz, Single Phase



### Two Systems Available

- Classic® system provides condensation protection up to 65% relative humidity\* with anti-condensate heaters on frame & header
- 20//20® system provides guaranteed condensation protection\*\* with anti-condensate heaters on frame, header & glass

### Optional Upgrades

- Finish upgrade in bright black
- Extended warranty: three-year coverage on all components, parts and labor
- Auto Lock feature with key switch

### Three standard sizes

- 78-inch single-slide
- 108-inch double-slide
- 120-inch double-slide

\* For temperatures less than 75°F and relative humidity less than 60%

\*\* For coolers running at temperatures of 37° or below



800-237-3940 • sales@STYLELINE.com • www.STYLELINE.com



## Re-Engineered for High Volume Use

The STYLELINE® Heavy-Duty Entrance Door stands up to the highest traffic areas and provides shopper-friendly, trouble-free performance.

### Features

- Available in Classic®, S//E® and 20//20®
- Heavy-duty triple hinge design
- Top-mounted heavy-duty door stop
- NSF-certified door, frame and shelving
- UL-certified door and frame
- Removable threshold allows for the perfect fit
- 30"W x 80"H, 36"W x 80"H\*, single & double and custom sizes.

\* ADA compliant

### STYLELINE Exclusive Standard Features

- Lifetime finish in satin black or anodized bright silver, satin silver or bright gold
- Stainless steel trim
- Easy-clean coved frames

### Two Designs Available

#### Roll Mart Door (right)

- Full glass display area with bottom silk-screening
- Push bar and interior stainless kick plate
- High output T-8 lighting with energy-efficient ballast

#### Service Door

- Top third clear glass for safety, bottom solid silk-screened in black or white
- Push bar and interior stainless kick plate

### Optional Upgrades & Accessories

- Door locks and heavy duty bumper guards
- Extended kick plate
- Full door silk-screening
- Advanced Lighting System with T-8 electronic lighting and prism lens
- LED lighting system
- Daylite/floral lighting
- Full-length handle
- Finish upgrade in anodized bright black or premium Splash colors
- Roll-Mart merchandising cart



800-237-3940 • sales@STYLELINE.com • www.STYLELINE.com



## LEDs: The Green Light

Overwhelmingly preferred by shoppers, LED lighting provides exceptional illumination, energy efficiency and durability. The STYLELINE LED system offers brilliant performance and an environmentally-conscious alternative to fluorescent systems.

### Features

- Booster optics provide superior light uniformity, merchandise visibility and glare reduction
- High-power technology is **five times** brighter than standard 5mm LEDs
- Uses **43%** less wattage than fluorescent bulbs
- Long life — up to 75,000 hours
- Exceptional performance in refrigerated conditions — LEDs love the cold!
- Stays cool to the touch, reducing heat load and compressor costs up to **8%** per door
- Environmentally-friendly design contains no mercury or gas, and emits no infrared or ultraviolet radiation
- Low profile design makes light source invisible to shoppers
- Impact resistant patent-pending design is resistant to thermal and vibrational shocks
- Reduced unscheduled maintenance of lamps, ballasts, lens and sockets
- Universal attachment bracket
- Only LED lighting system that is UL certified for commercial refrigeration
- NSF compliant



### LED Lighting System Upgrade

- Available in 60" and 70" lengths
- 5-year warranty on workmanship & materials
- Includes power source

#### Add LED Motion Sensors for extra energy savings:

- Save up to **33%** on lighting costs with on/off cycling
- LEDs turn instantly on and off and experience no reduction in life
- 360° coverage pattern
- Fresnel lens for accurate detection
- Upgrade includes two sensors per frame for complete coverage



800-237-3940 • sales@STYLELINE.com • www.STYLELINE.com



## Advantage: Advanced Lighting System (ALS)

Combining superior design, easy maintenance and safety, the STYLELINE® ALS offers a dramatic advantage over traditional fluorescent lighting systems.

### A Better Design


- The Prism Lens design directs light across the entire width of the display, not only at the center of the shelf
- Shoppers enjoy a bright, even light display, less glare and minimal reflections — and you'll enjoy more sales
- More efficient design allows less heat to discharge into the cooler or freezer

### An Easier to Maintain System

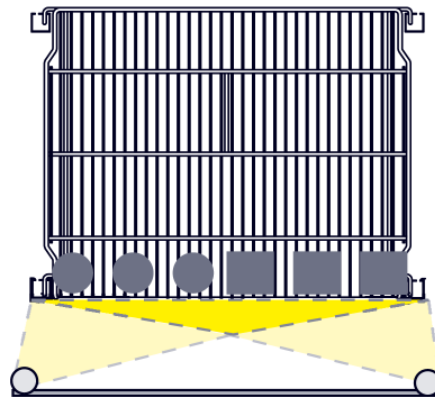
- Snap-off/snap-on Prism Lens makes changing a T-8 lamp quick and simple
- Spend less time in the dark — because it's so easy, lamps are replaced properly and promptly

### A Safer System

- Uses only the safest materials, components and design elements
- Components achieve the highest possible rating for fire resistance
- Tested and UL approved
- NSF approved for packaged food products



Other fluorescent systems direct light only on the **center** of the display



STYLELINE ALS sends more light across the **entire** display



800-237-3940 • sales@STYLELINE.com • www.STYLELINE.com



## Save Energy Without Sacrificing Performance

Don't waste unnecessary energy — maximize your savings with the ESC-2 Energy Saver Control. Save up to 60% on your cooler door and frame heating costs!

- Ensures glass and frame heaters are activated only when necessary, and doors stay free of condensation
- Reduces energy use by automatically adjusting to changing dew points
- 30 amp capacity controls up to a 12-door lineup, with relay for larger lineups
- Substantial energy savings means a quick return on investment — often within six months
- Easy field installation
- No adjustments necessary
- Integrated temperature/humidity sensor and thermocouple



800-237-3940 • sales@STYLELINE.com • www.STYLELINE.com



## Maximize Your Merchandising Dollars

STYLELINE® Super Slide-Trac® gravity-flow shelving offers maximum flexibility for you and an inviting display for your customers.

### Features

- Items move forward automatically when product is removed from the front — even the last product on the shelf is easily visible to customers
- Designed to withstand cold environments and high volume
- Extra shelf depth ensures you'll have plenty of product on display when you need it
- Three-position adjustable shelves provide flexibility for maximum merchandising impact and allows for varying shelf depths and container sizes
- Full perimeter guards adjust vertically to accommodate container heights
- Lane dividers ensure product is always neatly lined up
- Ideal for displays that change regularly



### Package Includes

- Heavy-duty, epoxy-coated, NSF-approved shelving
- Three-position adjustable shelves in white or black
- Color-coordinated posts
- Front and back Price Tag Molding
- Lane dividers
- Full perimeter guard
- Rugged, removable glide sheets for easy clean-up



800-237-3940 • sales@STYLELINE.com • www.STYLELINE.com

