

# HYBRIDDOOR FREEZER

## Provides Energy Savings and a Quick Return on Your Investment

### Application:

- Freezer

### Features:

- Low-energy system designed for freezer temperatures to -10° F.
- Condensation protection up to 75% RH.
- EISA compliant (3 Pane – Low-E) glass package.
- NSF-certified door, frame and shelving.
- Reliable door hinge system, hold-open cam and torque rod.
- Energy controller pre-wired.
- Side-mount, easy to change door handles.
- Field reversible.

### Exclusive Standard Features:

- Lifetime finish satin black or anodized bright silver satin silver or bright gold.
- Stainless steel trim.
- Easy-clean coved frames.


### What's Included:

- STYLELINE LED Plus lighting.
- Heavy-duty 27" shelving with price tag molding in black or white.
- Shelf standards (posts) with brackets and levelers.


### Options Available:

- Integrated door locking system.
- Full length handle.
- White/Black shelf post.
- On/Off light switch.
- Slide-Trac® shelving system.
- Super Slide-Trac® gravity-flow shelving system.
- Standard and Premium finishes available.
- High Output T-8 Electronic Lighting System.


### Features & Options:



Finishes Available



Shelving Post Colors



Standard Handle



Full Length Handle

Only available for sale outside the US and Canada

Prices and specifications subject to change without notice.

### NCO's:

Door Model	K1	K2	K3	S2	S3	S5	G2	G3
Door Size W x H	23 1/4" x 63"	26" x 63"	30" x 63"	26" x 72"	23 1/4" x 72"	26" x 80"	30" x 72"	30" x 80"
NCO Height	64 3/4"	64 3/4"	64 3/4"	73 3/4"	73 3/4"	81 3/4"	73 3/4"	81 3/4"
Doors	NCO Width							
1	2' 1 1/4"	2' 3 1/4"	2' 7 1/4"	2' 3 1/4"	2' 1 1/4"	2' 3 1/4"	2' 7 1/4"	2' 7 1/4"
2	4' 1 1/4"	4' 6 1/4"	5' 2 1/4"	4' 6 1/4"	4' 1 1/4"	4' 6 1/4"	5' 2 1/4"	5' 2 1/4"
3	6' 1/4"	6' 8 1/4"	7' 8 1/4"	6' 8 1/4"	6' 1/4"	6' 8 1/4"	7' 8 1/4"	7' 8 1/4"
4	8' 1/4"	8' 11 1/4"	10' 3 1/4"	8' 11 1/4"	8' 1/4"	8' 11 1/4"	10' 3 1/4"	10' 3 1/4"
5	10' 1/4"	11' 1 1/4"	12' 9 1/4"	11' 1 1/4"	10' 1/4"	11' 1 1/4"	12' 9 1/4"	12' 9 1/4"
6	12' 1 1/4"	13' 7 1/4"	15' 6 1/4"	13' 7 1/4"	12' 1 1/4"	13' 7 1/4"	15' 6 1/4"	15' 6 1/4"
7	14' 2 1/4"	15' 9 1/4"	18' 1 1/4"	15' 9 1/4"	14' 2 1/4"	15' 9 1/4"	18' 1 1/4"	18' 1 1/4"
8	16' 2 1/4"	18' 1 1/4"	20' 7 1/4"	18' 1 1/4"	16' 2 1/4"	18' 1 1/4"	20' 7 1/4"	20' 7 1/4"
9	18' 2 1/4"	20' 2 1/4"	23' 2 1/4"	20' 2 1/4"	18' 2 1/4"	20' 2 1/4"	23' 2 1/4"	23' 2 1/4"
10	20' 2 1/4"	22' 5 1/4"	25' 8 1/4"	22' 5 1/4"	20' 2 1/4"	22' 5 1/4"	25' 8 1/4"	25' 8 1/4"

\* Complete chart available at [www.styleline.com](http://www.styleline.com)

### Shelving Options:

Shelving Size	Description/Information
24" x 27" 26" x 27" 30" x 27"	* Five Standard (Black/White) Heavy-duty epoxy and NSF approved shelving
30" x 36"	* Five Standard Slide Trac™ Gravity-Flow (Black/White) Heavy-duty epoxy and NSF approved

\* Six shelves with 80" Size Doors



6200 Porter Road, Sarasota, Florida 34240 - 800.237.3940/941.377.2850 - fax - [www.styleline.com](http://www.styleline.com)

©2016 Commercial Refrigerator Door Company

Hybriddoor\_LT\_HSM\_012016